

Construction

Canopy

Sileo consists of an engine assembly from the FOCS *Plus* or CHD *Plus* series with a canopy in fibreglass lined with soundproofing material.

The canopy consists of two main parts:

- A base inside which the engine is positioned ready to be installed on the machine with four (4) anti-vibration supports.
- An upper canopy fixed to the main structure with four (4) automatic hooks and equipped with practical inspection access doors and a built in control panel with oil and water safety indicators and hour counter.



Engines

- 4 stroke diesel engine with 3 or 4 vertical cylinders in a row
- Cast iron mono-bloc with re-bore-able integral barrels
- Indirect injection
- Liquid-cooled with axial fan and air/liquid radiator
- Long lasting high capacity dry air filter
- Exhaust silencer

Options

- Electric accelerator
- Vast range of flanges
- Hydraulic oil pump adaptor
- Electric start 24 V
- Tachometer
- High capacity oil sump

Technical features

Model	Engine type	Displacement cm ³	Power kW 3000 r.p.m. NB ISO 3046 IFN	Noise levels* dB(A) a 7 m	Weight** Kg	Dimensions L x W x H (mm)
SILEO 1000	FOCS LDW 1003	1028	18,5	71	190	860x630x735
SILEO 1400	FOCS LDW 1404	1372	23	72	215	860x630x735
SILEO 1600	CHD LDW 1603	1649	26,5	74	275	920x730x830
SILEO 2200	CHD LDW 2204	2199	34,5	75	311	920x730x830

* Noise reading taken at 3,000 r/min without load.

** Oil and cooling liquid included.

“SPECIAL SILEO”



LOMBARDINI

SILEO®

THE NEW SILENT FRONTIER

In a context in which the quality of the environment is becoming increasingly important and noise levels an increasing disturbance, Lombardini has succeeded in being able to offer an innovative solution called SILEO, equipped with liquid-cooled engines in a lightweight yet sturdy, compact and elegant canopy.

- The quietest “Power pack” in its category
- FOCS *Plus* and CHD *Plus* engines
- Elegant design
- Easy maintenance
- High level performance
- A completely integrated system
- Ideal for many applications



Sileo 2200 and Sileo 1400



THE NEW ECOLOGICAL POWER

Lombardini (UK) LTD - Unit 7 Ferry Mills - Osney Mead-Oxford OX2 OES

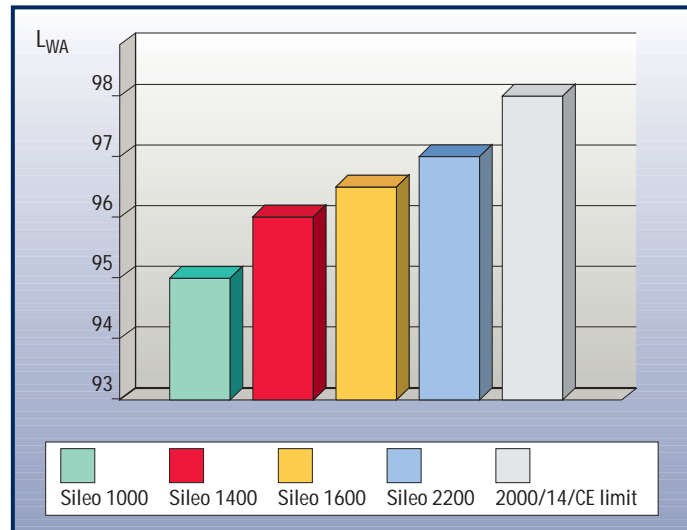
Tel: 01865 793299 - Fax: 01865 793301

www.lombardini.it

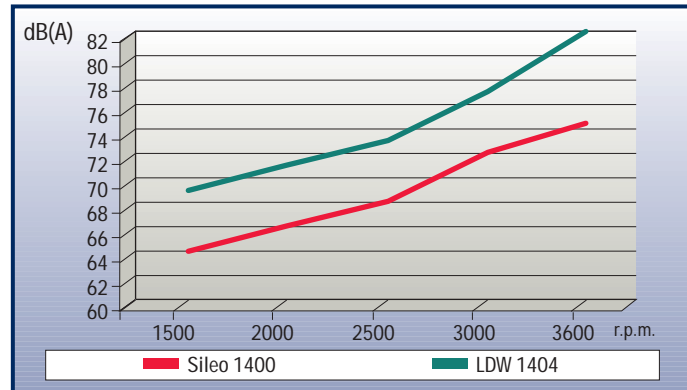


The quietest "Power pack" in its category

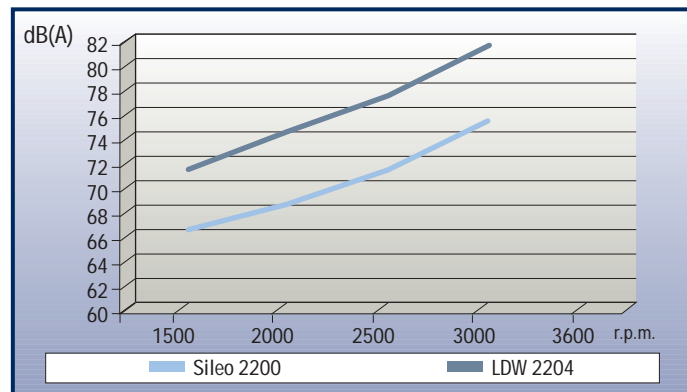
Sileo manages to achieve record low noise levels thanks to the already noise reduced features of the engines such as the type of cooling (liquid) and combustion (IDI).



Noise levels for generating sets according to 2000/14/CE



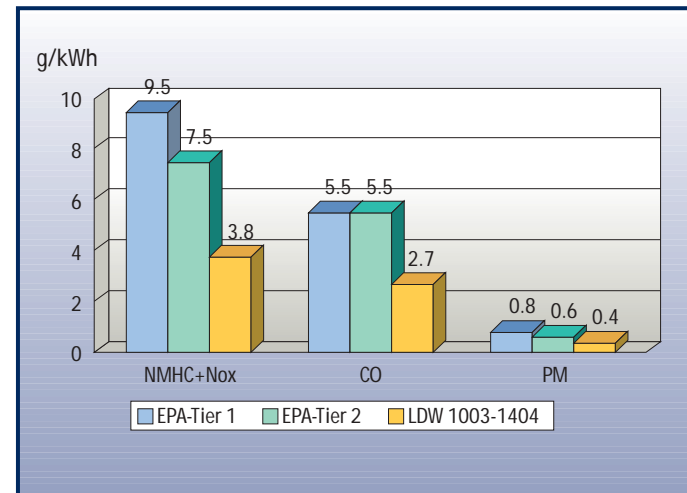
Comparison of noise levels, at 7 meters without load, between SILEO 1400 and FOCS Plus 1404 without the canopy



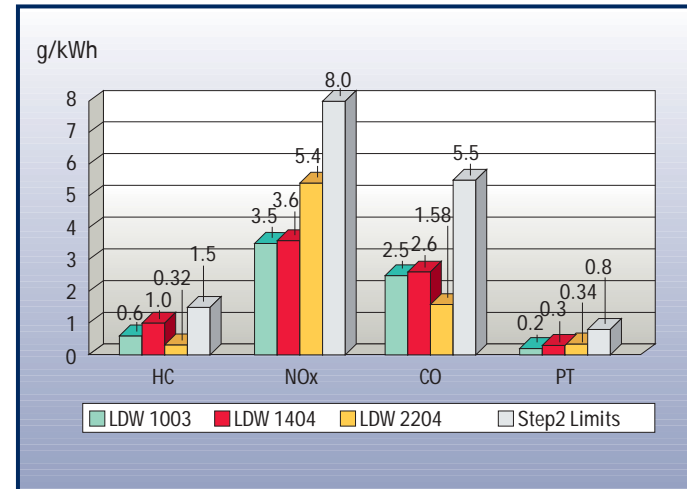
Comparison of noise levels, at 7 meters without load, between SILEO 2200 and CHD Plus 2204 without the canopy

Low emission levels

In addition to noise reductions, Sileo offers the additional advantages of the Lombardini FOCS *Plus* and CHD *Plus* engines, specifically a considerable reduction in both vibrations and emission levels thanks to the smaller unitary displacement of these engines.



Emission levels for LDW 1003 and 1404 and EPA 1 and 2 limits



Emission levels according to 97/68/CE

As shown in the graphs, the FOCS *Plus* and CHD *Plus* engines are certified according to the EPA and 97/68/CE Step 2 norms.



A complete system

The solution offered by Sileo consists of a canopied "Power pack" ready for installation. Engine, radiator and muffler are all included within a compact, light-weight, easy to handle canopy. Furthermore, the production processes adopted have made it possible to render the Sileo exceptionally sturdy and resistant.



Sileo 2200 (LDW 2204 engine)

During the design of the Sileo, Lombardini has paid particular attention to detail in order to achieve a highly advanced product. In addition to the high performance levels of the engine and canopy, the attractive Sileo can be easily built into a variety of machines, making them more contemporary (generating sets, welding machines, motorized pumps, platforms, hydraulic cranes etc...). Sileo has been designed to achieve the best performance in all kinds of working conditions.



Sileo 1400 (LDW 1404 engine)

Easy, reduced maintenance

Sileo provides exceptional access for routine maintenance thanks to the two wide access doors, which can be opened and removed. The control panel mounted on the canopy ensures principle safety features whereas the hour counter makes it possible to programme maintenance.



Sileo 1400

In addition, thanks to the four (4) fixing mounts on the upper part of the canopy, the engine can be easily removed for ordinary and extraordinary maintenance. Finally, thanks to the conception and design, the running costs for the user are contained.

Reliability and endurance

The reinforced canopy with a structure designed to withstand the severest strain, protects the engine and its accessories (radiator, fan, alternator) from atmospheric agents. The fibreglass construction also ensures the canopy is not subject to erosion over time. Long term reliability and endurance are guaranteed by the modern design and sturdiness (already demonstrated) of the FOCS *Plus* and CHD *Plus* engines.